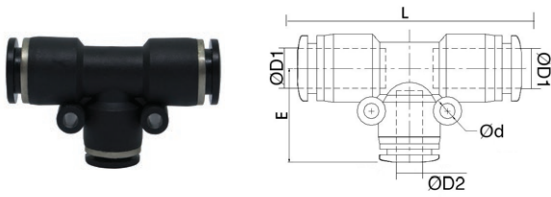


**WTRGT-N**

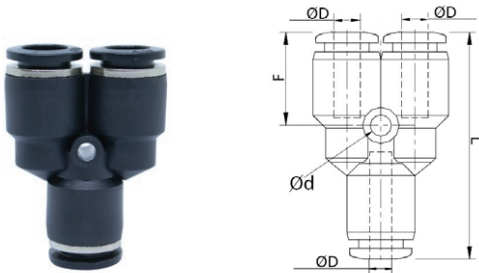
Reduced union tee



CODE	ØD1	ØD2	ØD	L	E	LB
WTRGT1-4-532	1/4	5/32	0,125	1,518	0,748	0,016
WTRGT516-1-4	5/16	1/4	0,125	1,79	0,877	0,023
WTRGT38-516	3/8	5/16	0,125	2,124	1,094	0,044
WTRGT1-2-38	1/2	3/8	0,165	2,33	1,153	0,059

**WTRY**

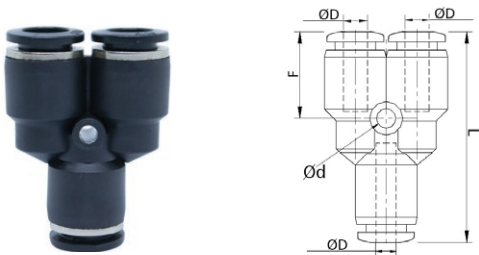
Union Y



CODE	ØD	Ød	L	F	GR.
WTRY0400	4	3,2	35,5	14,0	6,8
WTRY0600	6	3,2	37,1	14,8	8,6
WTRY0800	8	3,2	40,4	18,2	10,7
WTRY1000	10	4,2	47,1	19,5	21,8
WTRY1200	12	4,2	53,2	21,6	27,5
WTRY1600	16	5,1	61,0	23,5	33,5

**WTRY-N**

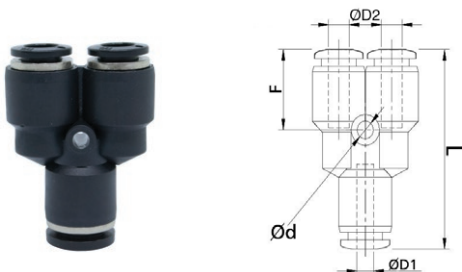
Union Y



CODE	ØD	Ød	L	F	LB
WTRY532	5/32	0,125	1,397	0,551	0,014
WTRY316	3/16	0,125	1,421	0,562	0,018
WTRY1-4	1/4	0,125	1,460	0,582	0,019
WTRY516	5/16	0,125	1,590	0,716	0,023
WTRY38	3/8	0,165	1,854	0,767	0,048
WTRY1-2	1/2	0,165	2,094	0,850	0,060

**WTRW**

Reduced union Y



CODE	ØD1	ØD2	Ød	L	F	GR.
WTRW0604	6	4	3,2	36,8	14,5	9,2
WTRW0806	8	6	3,2	39,9	17,7	11,4
WTRW1008	10	8	4,2	47,9	20,3	21,8
WTRW1210	12	10	4,2	51,6	20,0	29,3

