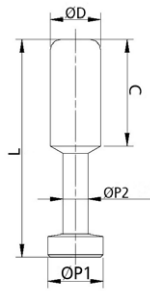


WTRP

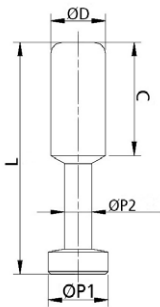
Male plug



CODE	ØD	L	ØP1	ØP2	C	GR.
WTRP04	4	28	5,0	3,0	15,0	0,4
WTRP06	6	33	7,0	3,0	17,0	0,8
WTRP08	8	37	9,0	4,0	18,0	1,3
WTRP10	10	42	11,0	5,0	20,5	2,2
WTRP12	12	44	13,0	6,0	23,0	3,1

WTRP-N

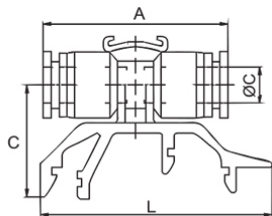
Male plug



CODE	ØD	L	ØP1	ØP2	C	LB
WTRP532	5/32	1,102	0,196	0,118	0,590	0,0008
WTRP316	3/16	1,102	0,196	0,118	0,590	0,0016
WTRP1-4	1/4	1,299	0,275	0,118	0,669	0,0017
WTRP516	5/16	1,456	0,354	0,157	0,708	0,0028
WTRP38	3/8	1,653	0,433	0,196	0,807	0,0048
WTRP1-2	1/2	1,732	0,511	0,236	0,905	0,0068

WTRUC-PRD

Union connector for DIN profile (o Ω)




CODE	ØD	A	L	C	GR.
WTRUC-PRD04	4	34,6	45,0	22,0	8,0
WTRUC-PRD06	6	35,2	45,0	22,0	8,0
WTRUC-PRD08	8	39,1	45,0	22,7	10,0
WTRUC-PRD10	10	45,2	45,0	24,7	17,0

WTRCV

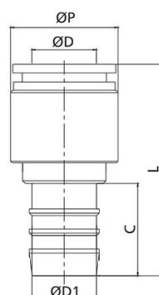
Applicable sleeve



CODE	ØD						GR.
WTRCV04	4	WTRCV04BL	WTRCV04RO	WTRCV04BO	WTRCV04GL	WTRCV04VD	0,10
WTRCV06	6	WTRCV06BL	WTRCV06RO	WTRCV06BO	WTRCV06GL	WTRCV06VD	0,14

TR

Push-in fittings with barb connector



CODE	ØD	ØD1	ØP	C	L	GR.
TR1213P	12	1/2	20,0	10,8	40,8	24,0

